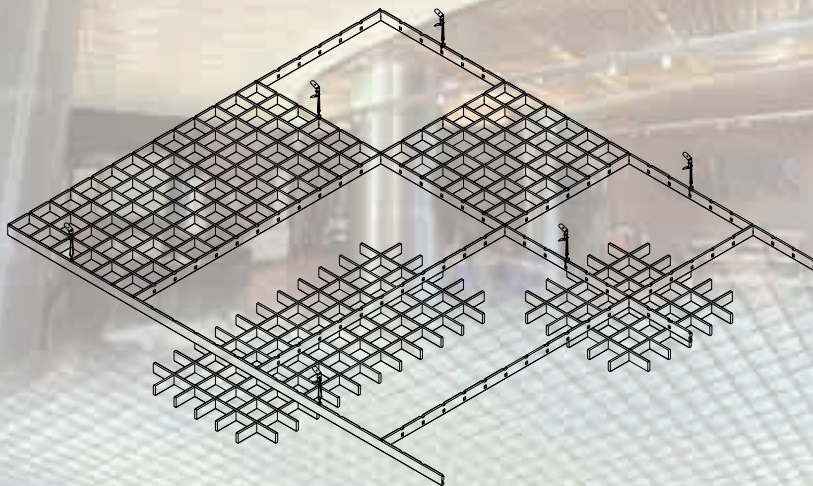


LUXALON[®]
ARCHITECTURAL PRODUCTS


CELL 50E



www.luxalon.com



LUXALON[®]
A HunterDouglas[®] PRODUCT



SYSTEM OVERVIEW CELL 50E

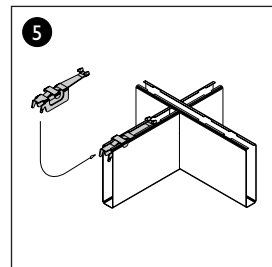
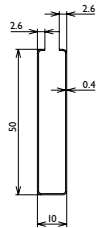
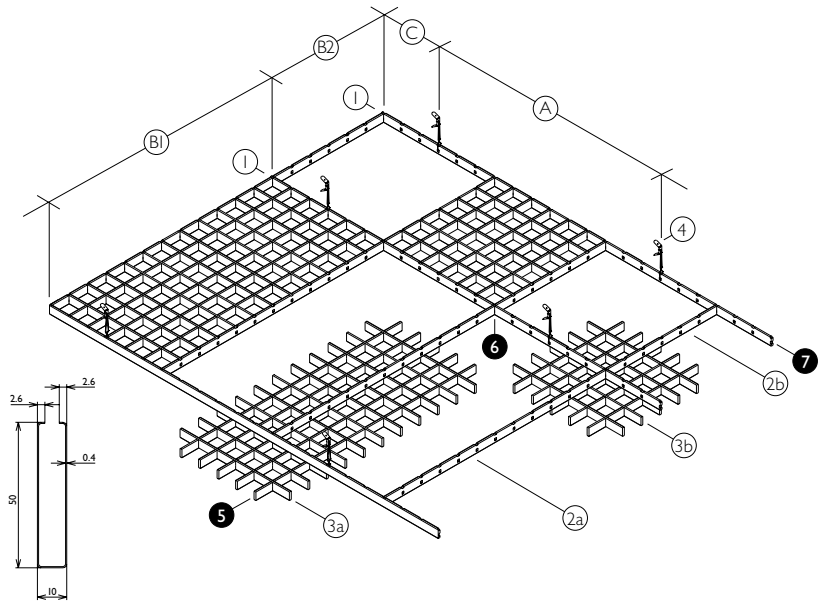
SHORT SYSTEM DESCRIPTION

Luxalon® Cell 50E Open Ceilings are assembled from aluminium U-profiles with a width of 10 mm and a height of 50 mm. This economic Cell type features an integrated suspension system, with main and cross runners made from the same profiles as the Cell Tile.

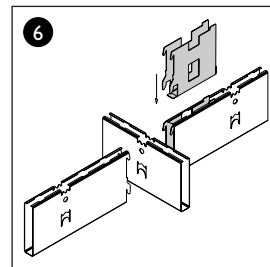
Luxalon® Cell 50E can be classified as a superior Cell Ceiling due to perfect detailing of the connecting U-profiles that are designed not to show uncoated edges.

The U-profiles feature return top flanges for good rigidity and to accommodate the sliding clips. All profiles can be cut to length; sliding clips and adaptor brackets allow for standard perimeter finishing of the ceiling.

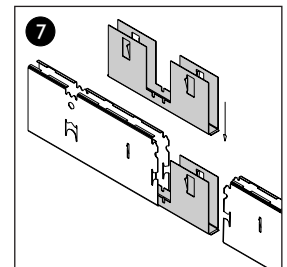
The Cell 50E tiles are easily mounted and demounted by the use of sliding clips whilst half-blind U-profile runners, L-shaped wall profiles or cover profiles act as perimeter trims.



Sliding clip



Adaptor bracket



Splice

PRACTICAL APPLICATION AREAS

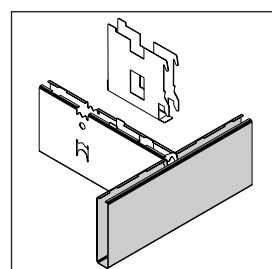
Luxalon® Cell 50E is used in all areas where suspended ceilings are required, but especially in situations where:

- The original room volume needs to be retained. For optimal air-conditioning or fire-safety
- The services in the plenum require regular maintenance and therefore easy access is needed
- Limited ceiling void space requires direct downward tile removal
- The monolithic appearance of the ceiling is to be retained by installing lighting, air-conditioning grills, sprinklers or other services above the open cell. Similarly they can be integrated into the cell structure

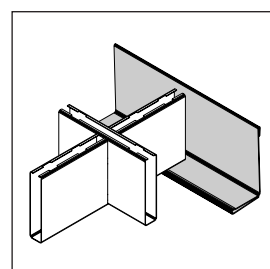
- 1 = Main runner
- 2a = Cross runner 1200
- 2b = Cross runner 600
- 3a = Cell tile 1200 x 600
- 3b = Cell tile 600 x 600
- 4 = Cell hanger

- A = 1200 mm (max.)
- B1 = Tile length (standard 1200)
- B2 = Tile length (standard 600)
- C = 300 mm (max.)

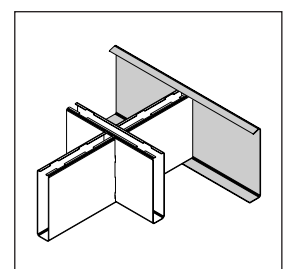
STANDARD PERIMETER OPTIONS



Half-blind runner (2400 mm)



L-edge profile (25 x 50 mm)



Cover profile (10 x 50 mm)

DIMENSIONS

Luxalon® Cell 50E sizes

Modular Tile Size	Profile height	Profile width
1200 x 600	50 mm	10 mm
600 x 600	50 mm	10 mm

MODULES, WEIGHTS AND VIEWING ANGLES

Luxalon® Cell 50

Standard modules	Kg/m ²	Viewing angle
50 x 50	4.6	50°
75 x 75	3.0	37°
86 x 86	2.7	33°
100 x 100	2.3	28°
120 x 120	1.9	24°
150 x 150	1.5	19°
200 x 200	1.1	14°

See also below graphs

Computerised production facilities provide the flexibility to produce alternative Cell modules (rectangular or square) on request. Also tiles in other sizes whilst always retaining the 10 x 50 mm profiles.

MATERIAL REQUIREMENTS PER M²

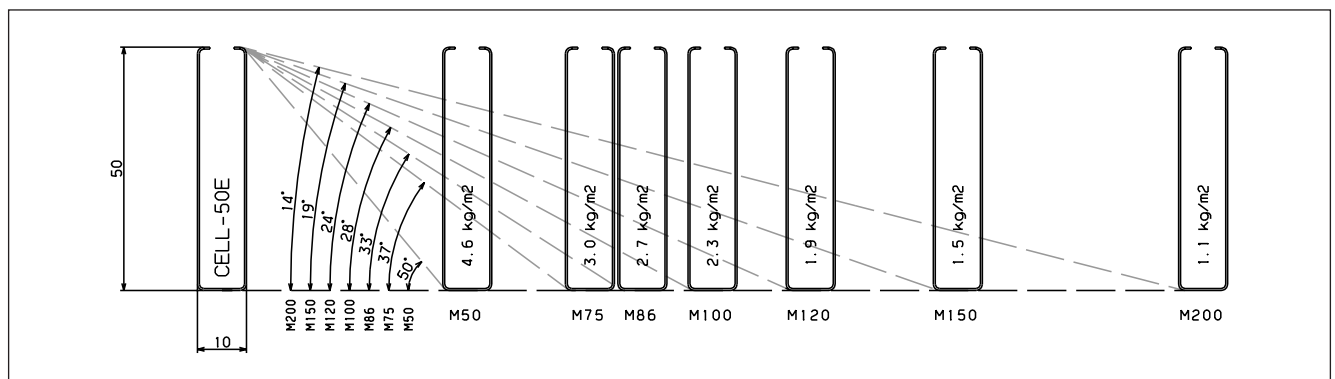
	Unit	Cell 50E Tile 1200 x 600	Cell 50E Tile 600 x 600
Cell 50E tiles	pcs.	1.39	2.78
Main Runners (2400)	lm	0.83	1.67
Cross Runners 1200	lm	1.67	
Cross Runners 600	lm		1.67
Sliding Clips	pcs	5.56	11.12
Splices	pcs	0.35	0.70
Cell Hangers	pcs	0.69	1.39

Luxalon® Edge Profiles type and quantity is subject to individual project requirements

ACCESSIBILITY

Removal or replacement of Cell 50E tiles for maintenance purposes is easy and straight forward. The relatively large tiles can individually be removed in either an upward or a downward direction. The sliding clip, allowing easy and direct downward removal, offers great advantages (also providing the perfect solution in cases where space above the ceiling is limited).

CELL 50E MODULES, WEIGHTS AND VIEWING ANGLES



FIRE BEHAVIOUR

Luxalon® metal suspended ceilings are classified incombustible and will therefore not contribute to possible fires. Luxalon® Open Cell creates a ceiling through which large amounts of air and or smoke can be extracted, a distinct advantage in escape routes where the clearest visibility is required.

MATERIAL SPECIFICATIONS

- BASE MATERIAL

Luxalon® Cell 50E is manufactured from 0.40 mm thick pre-painted stove enamelled aluminium strip, alloy AA5050 or equal (according to EN 1396, and ECCA standards).

- COATING

The tough and durable 2-layer polyester coilcoating finish in a nominal thickness of 20 microns, is applied in a continuous coil-coating process ensuring uniform coating thickness and absolute adhesion.

- STANDARD LUXALON® COLOUR RANGE

The standard Colour Range includes two whites and a metallic silver finish, being 0280 (RAL9010), 0181 (RAL9003) and 7163 (≈RAL9006). See Luxalon® Colour Chart. Any other (RAL or NCS) colour is available on request.

LUXALON® CELL 50E SPECIFICATION

PART 1. GENERAL

1.1 INTRODUCTION

Supply and fix Luxalon® Cell 50E Ceiling System as manufactured by Hunter Douglas Architectural Products.

1.2 DESCRIPTION OF THE SYSTEM

The system will consist of cell tiles integrating with a disguised suspension grid, both formed by interlocking U-shaped profiles. System to allow for easy placement and removal of the tiles.

PART 2. PRODUCT

_____ m² Luxalon® Cell 50E Ceiling to be manufactured from pre-painted, stove enamelled aluminium material, alloy AA5050 or equal (according to EN 1396 and ECCA standards), thickness 0.40 mm to achieve a cell size of _____ x _____ mm.

_____ tiles of 600 x 1200 mm
_____ tiles of 600 x 600 mm

All U-profiles to be 10 mm wide and 50 mm high and to have 2.6 mm wide return top flanges. The cross connections of all U-profiles to feature a level difference avoiding visible uncoated edges. When incorporated into the suspension grid, the tiles shall fully integrate in the the cell ceiling. U-profiles of the grid and of the tiles to be in the same colour coating quality.

Suspension grid to consist of mainrunners (2400 mm length) and cross-runners (1200/600 mm length). Rows of mainrunners are to be installed at 1200 (600) mm centres by means of _____ mm high rod hangers fixed to the mainrunners by means of Luxalon® Cell hangers, allowing for level adjustment, at a maximum distance of 1200 mm centre to centre. Crossrunners are to be clicked inbetween the mainrunners at 600 mm centres.

Each Cell 50E tile is to be executed with clean-cut ends, accepting a special Luxalon® Sliding clip, for easy placement and removal of the tiles and allowing direct downward tile removal.

System to be fully modular meaning that the grid and the tiles can be cut to modular size, whereas sliding clips and adaptor brackets allow for standard finishing of the cell ceiling at pillars, lighting fixtures and at the perimeter.

PART 3. ADDITIONAL SPECIFICATIONS

3.1 PERIMETER PROFILES

- Half-blind U-shaped runners with identical dimensions and same material as the cell ceiling (10 x 50 mm), forming one integral unit with the ceiling, for floating installation
- L-profiles (25 x 50 mm) made of 0.5 mm thick aluminium, for wall-to-wall installation

- C-shaped profiles (10 x 50 mm), made of 0.5 mm thick aluminium, clipping on the edges of the cell ceiling, for floating installation with oblique angles or non-modular trimming.

All perimeter profiles to have the same colour coating quality as the Luxalon® Cell 50E Ceiling on all visually exposed sides.

3.2 COATING

Architect will make a colour selection from the standard Hunter Douglas colour range for Luxalon® Cell 50E code no. _____ or a special colour will be made to match _____.

The coating will consist of a tough and durable 2-layer polyester coilcoating finish in a thickness of 20 microns, applied in a continuous coil-coating process ensuring uniform coating and absolute adhesion.

3.3 INSTALLATION

All materials shall be installed in strict compliance with all local codes, ordinances and manufacturer's recommendations including specific additional requirements as may be called for in the specifications or shown on the drawings.

3.4 SUBSTITUTIONS

Ceiling installers wishing to submit proposals on systems other than the Luxalon® Cell 50E Ceiling System shall, at least 10 days in advance of the bid date, submit to the architect complete descriptive information of the total system concept and performance data tests made as a system. In addition include a list of similar installations of the proposed substitution. If approval is made an addendum will be issued enumerating such approved system as herein set forth.

LUXALON® CEILING SYSTEMS

Unit 7 & 8 Keys Business Park - Keys Park Road - Hednesford - WS12 5GW

Tel. (01543) 273620 - Fax (01543) 270084 - e-mail: luxalon-ceilings@hunter-douglas.co.uk - www.luxalon.com

©Registered trademark - a HunterDouglas® product Pats. & Pats. Pend. - Technical data subject to change without notice. MX747P62
©Copyright HunterDouglas® 2003. No rights can be derived from copy, text pertaining to illustrations or samples. Subject to changes in materials, parts, compositions, designs, versions, colours etc., even without notice.

LUXALON®
ARCHITECTURAL PRODUCTS

